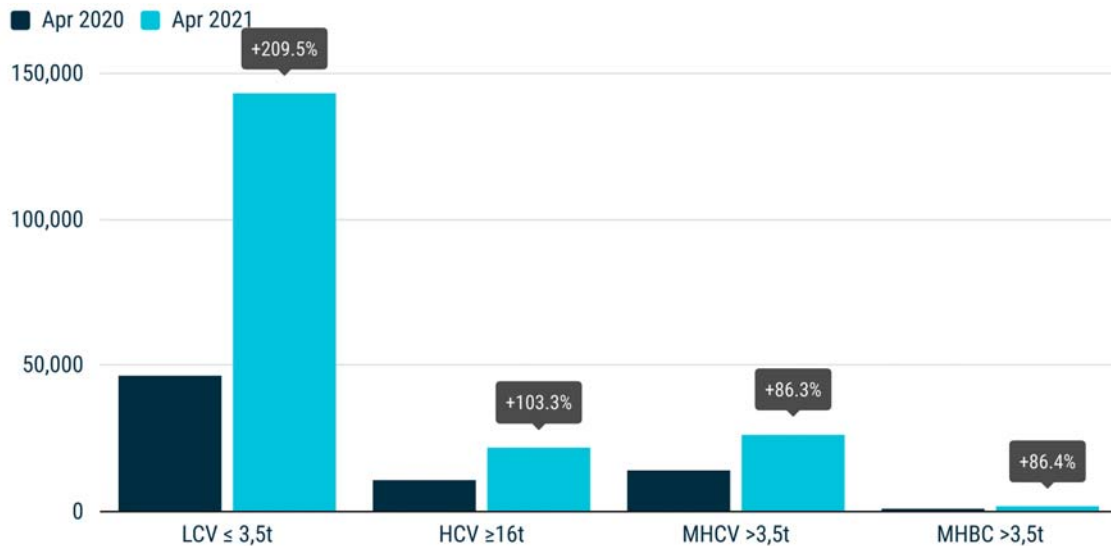


PRESS EMBARGO: 8.00 AM (6.00 AM GMT), 26 May 2021

NEW COMMERCIAL VEHICLE REGISTRATIONS EUROPEAN UNION April 2021



Commercial vehicle registrations: +42.1% four months into 2021; +179.2% in April

Total new commercial vehicles

In April 2021, the EU commercial vehicle market recorded an accelerated increase in new registrations of 179.2%, totalling 171,283 units. Last year's very low sales base was the main reason behind this growth, as April 2020 was the first full month with coronavirus restrictions in place. As a result, many triple-digit percentage gains were posted across the region last month, including three of the four key markets: Italy (+642.3%), Spain (+547.3%) and France (+412.9%). With a 60.0% increase Germany also made a sizeable contribution to the EU's overall performance.

Four months into 2021, demand for new commercial vehicles in the European Union expanded by 42.1%. Boosted by positive March and April results, total registrations reached 673,179 units so far this year. All key markets consolidated their year-to-date performances: Italy posted the highest percentage increase (+75.1%), followed by France (+62.9%), Spain (+43.8%) and Germany (+15.1%).

New light commercial vehicles (LCV) up to 3.5t¹

April saw a huge increase (+209.5%) in sales of new vans in the EU, counting 143,185 units registered in total. This accelerated growth trend was also reflected at country level in the four biggest markets: Italy (+972.1%), Spain (+771.0%), France (+471.2%) and Germany (+70.8%).

From January to April, registrations of light commercial vehicles across the European Union jumped by 45.9% due to the strong results recorded in March and April. Each of the major EU markets saw a strong increase in demand for vans during the four-month period: Italy (+83.7%), France (+67.5%), Spain (+47.9%) and Germany (+16.5%).

New heavy commercial vehicles (HCV) of 16t and over²

Last month, the number of new heavy trucks registered across the European Union more than doubled (+103.3%) compared to 2020 levels, totalling 21,889 units. The four big markets made a major contribution to the region's performance: Italy (+183.8%), France (+156.8%), Spain (+115.0%) and Germany (+44.0%).

So far in 2021, heavy truck registrations increased by 33.2% to reach 85,858 units sold in total across the EU. Each of the major markets posted double-digit percentage gains from January to April: Italy (+49.1%), Spain (+34.2%), France (+29.3%) and Germany (+17.1%).

New medium and heavy commercial vehicles (MHCV) over 3.5t³

In April, 26,256 new heavy commercial vehicles were registered in the EU, or 86.3% more than one year ago. Central Europe provided a strong boost (+188.7%) to this growth, with Poland – one of the leading markets in volume terms – posting a 241.2% increase in new truck registrations. Western Europe's largest markets also performed well last month: Italy (+170.7%), France (+163.2%), Spain (+95.5%) and Germany (+32.6%).

During the first four months of 2021, EU registrations of new trucks rose by 28.5% compared to the year before. Italy saw the highest percentage growth (+46.0%) of the region's key markets, followed by France (+32.4%), Spain (+25.3%) and Germany (+12.7%).

New medium and heavy buses & coaches (MHBC) over 3.5t

April 2021 registrations of new buses and coaches in the European Union jumped by 86.4% to reach 1,842 units sold. The four major EU markets all contributed positively to the region's result, especially France and Spain (both growing by 103.6%).

From January to April, EU demand for buses and coaches remained in negative territory (-1.2%) despite last month's strong numbers. Looking at the largest markets by volume, Spain (-26.5%) posted the sharpest drop, while declines moderated in Italy (-9.7%) and Germany (-8.8%). By contrast, France was the only major market to record growth (+11.2%) so far in 2021.

¹ Including light buses & coaches

² Excluding heavy buses & coaches

³ Excluding medium and heavy buses & coaches

P R E S S R E L E A S E

PRESS EMBARGO FOR ALL DATA :

8.00 AM (6.00 AM GMT), 26 May 2021

PROVISIONAL

**EU+EFTA+UK¹ NEW REGISTRATION FIGURES BY COUNTRY
NEW LIGHT COMMERCIAL VEHICLES (LCV) UP TO 3.5T²**

	April 2021	April 2020	% change 21/20	Jan-Apr 2021	Jan-Apr 2020	% change 21/20
AUSTRIA	4,660	2,188	+113.0%	16,443	10,260	+60.3%
BELGIUM	6,973	1,369	+409.3%	29,332	20,617	+42.3%
BULGARIA	634	255	+148.6%	2,087	1,613	+29.4%
CROATIA	628	287	+118.8%	2,818	2,202	+28.0%
CYPRUS	127	62	+104.8%	586	481	+21.8%
CZECH REPUBLIC	1,599	1,137	+40.6%	5,903	4,787	+23.3%
DENMARK	2,695	1,813	+48.6%	11,189	9,848	+13.6%
ESTONIA	407	198	+105.6%	1,608	1,224	+31.4%
FINLAND	1,095	970	+12.9%	4,833	4,483	+7.8%
FRANCE	40,198	7,038	+471.2%	159,660	95,297	+67.5%
GERMANY	23,430	13,718	+70.8%	90,441	77,621	+16.5%
GREECE	972	367	+164.9%	3,413	1,944	+75.6%
HUNGARY	2,270	1,408	+61.2%	8,089	7,055	+14.7%
IRELAND ³	2,386	231	+932.9%	13,725	9,500	+44.5%
ITALY ⁴	16,800	1,567	+972.1%	62,672	34,123	+83.7%
LATVIA	188	158	+19.0%	779	647	+20.4%
LITHUANIA	400	211	+89.6%	1,348	1,136	+18.7%
LUXEMBOURG	447	153	+192.2%	1,832	1,272	+44.0%
NETHERLANDS	6,555	3,958	+65.6%	27,182	22,933	+18.5%
POLAND	6,910	2,626	+163.1%	24,992	16,015	+56.1%
PORTUGAL	2,876	948	+203.4%	9,938	7,584	+31.0%
ROMANIA	1,668	668	+149.7%	5,020	4,019	+24.9%
SLOVAKIA	681	331	+105.7%	2,518	1,952	+29.0%
SLOVENIA	803	294	+173.1%	3,705	2,470	+50.0%
SPAIN	15,879	1,823	+771.0%	56,415	38,147	+47.9%
SWEDEN	1,904	2,485	-23.4%	15,547	8,136	+91.1%
EUROPEAN UNION	143,185	46,263	+209.5%	562,075	385,366	+45.9%
EU14⁵	126,870	38,628	+228.4%	502,622	341,765	+47.1%
EU12⁶	16,315	7,635	+113.7%	59,453	43,601	+36.4%
ICELAND	112	57	+96.5%	374	360	+3.9%
NORWAY	3,476	2,150	+61.7%	11,942	10,346	+15.4%
SWITZERLAND	2,835	1,746	+62.4%	10,630	8,707	+22.1%
EFTA	6,423	3,953	+62.5%	22,946	19,413	+18.2%
UNITED KINGDOM	30,440	3,387	+798.7%	127,796	71,294	+79.3%
TOTAL (EU + EFTA + UK)	180,048	53,603	+235.9%	712,817	476,073	+49.7%
WESTERN EUROPE (EU14 + EFTA + UK)	163,733	45,968	+256.2%	653,364	432,472	+51.1%

SOURCE: NATIONAL AUTOMOBILE MANUFACTURERS' ASSOCIATIONS

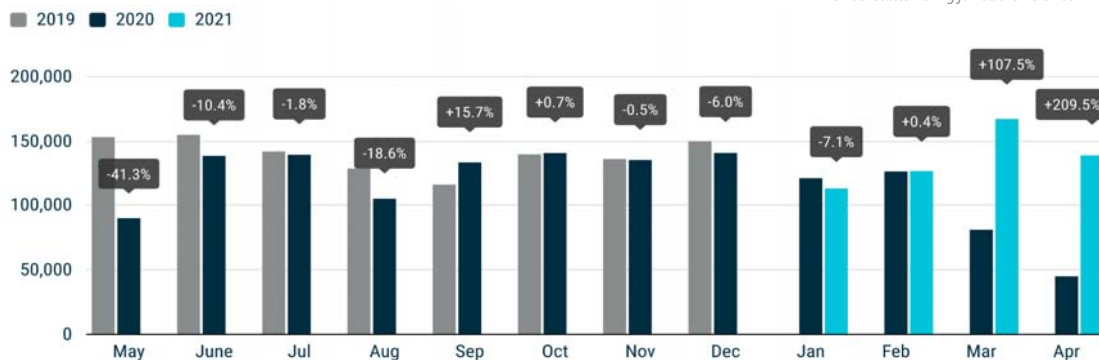
¹ Data for Malta not available

² Including light buses and coaches

³ LCV ≤6t ⁴ ANFIA estimates

⁵ Member states before the 2004 enlargement

⁶ Member states having joined the EU since 2004



This information is available on the ACEA website: <http://www.acea.be>

Next press release: Thursday 24 June 2021

P R E S S R E L E A S E

PRESS EMBARGO FOR ALL DATA :

8.00 AM (6.00 AM GMT), 26 May 2021

PROVISIONAL

EU+EFTA+UK NEW REGISTRATION FIGURES BY COUNTRY NEW HEAVY COMMERCIAL VEHICLES (HCV) OF 16T AND OVER¹

	April 2021	April 2020	% change 21/20	Jan-Apr 2021	Jan-Apr 2020	% change 21/20
AUSTRIA	651	459	+41.8%	2,358	1,876	+25.7%
BELGIUM	631	361	+74.8%	2,521	2,180	+15.6%
BULGARIA	251	63	+298.4%	967	687	+40.8%
CROATIA	108	41	+163.4%	381	242	+57.4%
CYPRUS	2	1	+100.0%	19	12	+58.3%
CZECH REPUBLIC	705	373	+89.0%	2,391	1,794	+33.3%
DENMARK	330	289	+14.2%	1,449	1,310	+10.6%
ESTONIA	60	36	+66.7%	269	209	+28.7%
FINLAND	201	230	-12.6%	848	906	-6.4%
FRANCE	3,375	1,314	+156.8%	13,594	10,514	+29.3%
GERMANY	5,108	3,546	+44.0%	20,103	17,163	+17.1%
GREECE	24	45	-46.7%	94	155	-39.4%
HUNGARY	387	129	+200.0%	1,380	888	+55.4%
IRELAND ²	212	68	+211.8%	900	808	+11.4%
ITALY ³	2,069	729	+183.8%	7,795	5,227	+49.1%
LATVIA	105	26	+303.8%	452	180	+151.1%
LITHUANIA ⁴	382	108	+253.7%	2,864	1,379	+107.7%
LUXEMBOURG ⁴	107	30	+256.7%	363	215	+68.8%
NETHERLANDS	954	683	+39.7%	4,175	4,037	+3.4%
POLAND	2,952	747	+295.2%	9,882	5,005	+97.4%
PORTUGAL	290	64	+353.1%	1,230	782	+57.3%
ROMANIA	572	150	+281.3%	1,879	1,192	+57.6%
SLOVAKIA	304	68	+347.1%	968	571	+69.5%
SLOVENIA	125	79	+58.2%	601	491	+22.4%
SPAIN	1,458	678	+115.0%	6,477	4,826	+34.2%
SWEDEN	526	451	+16.6%	1,898	1,797	+5.6%
EUROPEAN UNION	21,889	10,768	+103.3%	85,858	64,446	+33.2%
EU14	15,936	8,947	+78.1%	63,805	51,796	+23.2%
EU12	5,953	1,821	+226.9%	22,053	12,650	+74.3%
ICELAND	5	14	-64.3%	30	36	-16.7%
NORWAY	367	411	-10.7%	1,520	1,567	-3.0%
SWITZERLAND	352	224	+57.1%	1,115	1,044	+6.8%
EFTA	724	649	+11.6%	2,665	2,647	+0.7%
UNITED KINGDOM ⁴	2,588	769	+236.5%	10,988	9,095	+20.8%
TOTAL (EU + EFTA + UK)	25,201	12,186	+106.8%	99,511	76,188	+30.6%
WESTERN EUROPE (EU14 + EFTA + UK)	19,248	10,365	+85.7%	77,458	63,538	+21.9%

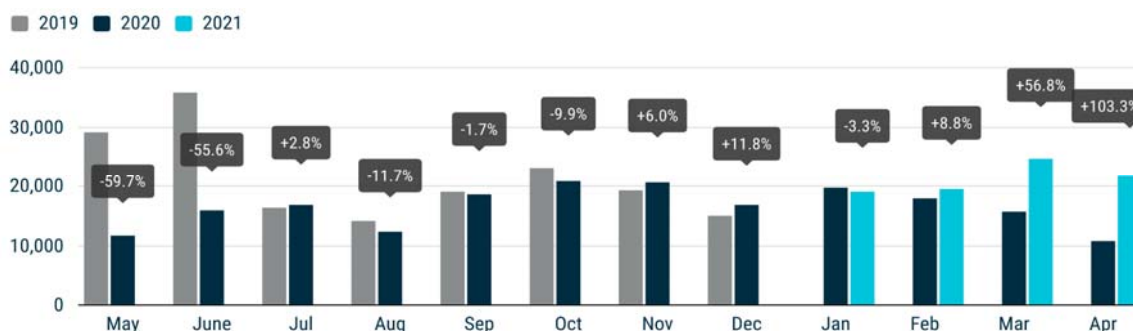
SOURCE: NATIONAL AUTOMOBILE MANUFACTURERS' ASSOCIATIONS

¹ Excluding heavy buses and coaches

² HCV ≥17t

³ ANFIA estimates based on vehicle registration certificates issued by the Italian Ministry of Transport

⁴ Estimates



For further information, please contact: Francesca Piazza - Statistics Manager - E-mail: fp@acea.be

This information is available on the ACEA website: <http://www.acea.be>

P R E S S R E L E A S E

PRESS EMBARGO FOR ALL DATA :

8.00 AM (6.00 AM GMT), 26 May 2021

PROVISIONAL

EU+EFTA+UK NEW REGISTRATION FIGURES BY COUNTRY
NEW MEDIUM AND HEAVY COMMERCIAL VEHICLES (MHCV) OVER 3.5T¹

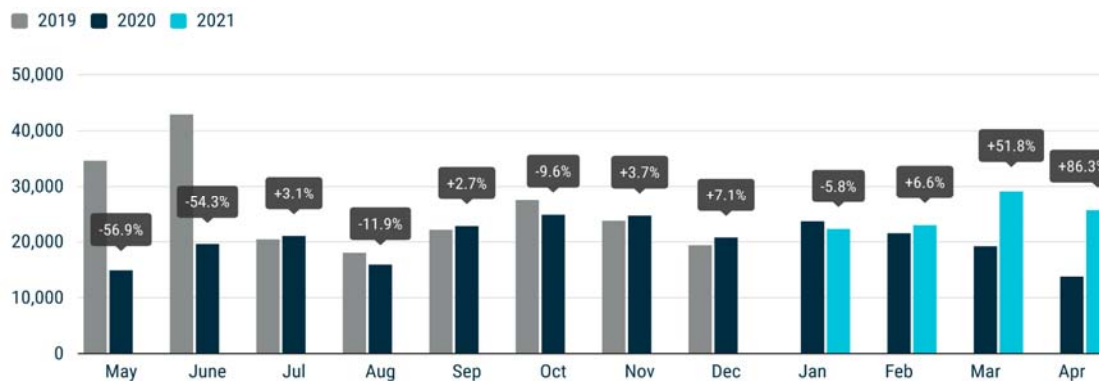
	April 2021	April 2020	% change 21/20	Jan-Apr 2021	Jan-Apr 2020	% change 21/20
AUSTRIA	678	478	+41.8%	2,442	1,940	+25.9%
BELGIUM	748	454	+64.8%	3,011	2,656	+13.4%
BULGARIA	254	65	+290.8%	1,006	712	+41.3%
CROATIA	125	72	+73.6%	425	309	+37.5%
CYPRUS	7	2	+250.0%	33	35	-5.7%
CZECH REPUBLIC	825	465	+77.4%	2,797	2,278	+22.8%
DENMARK	362	331	+9.4%	1,585	1,452	+9.2%
ESTONIA	66	43	+53.5%	290	233	+24.5%
FINLAND	295	287	+2.8%	1,256	1,275	-1.5%
FRANCE	3,953	1,502	+163.2%	15,940	12,038	+32.4%
GERMANY	7,292	5,500	+32.6%	28,319	25,135	+12.7%
GREECE	34	77	-55.8%	165	248	-33.5%
HUNGARY	419	153	+173.9%	1,474	1,009	+46.1%
IRELAND	257	92	+179.3%	1,034	943	+9.7%
ITALY ²	2,428	897	+170.7%	9,163	6,277	+46.0%
LATVIA	112	27	+314.8%	485	204	+137.7%
LITHUANIA ³	384	120	+220.0%	2,895	1,425	+103.2%
LUXEMBOURG	108	34	+217.6%	393	282	+39.4%
NETHERLANDS	1,068	799	+33.7%	4,688	4,580	+2.4%
POLAND	3,166	928	+241.2%	10,634	5,638	+88.6%
PORTUGAL	345	90	+283.3%	1,413	917	+54.1%
ROMANIA	590	173	+241.0%	1,937	1,251	+54.8%
SLOVAKIA	328	90	+264.4%	1,079	650	+66.0%
SLOVENIA	139	84	+65.5%	663	538	+23.2%
SPAIN	1,658	848	+95.5%	7,464	5,955	+25.3%
SWEDEN	615	485	+26.8%	2,117	1,950	+8.6%
EUROPEAN UNION	26,256	14,096	+86.3%	102,708	79,930	+28.5%
EU14	19,841	11,874	+67.1%	78,990	65,648	+20.3%
EU12	6,415	2,222	+188.7%	23,718	14,282	+66.1%
ICELAND	14	21	-33.3%	79	78	+1.3%
NORWAY	543	594	-8.6%	2,008	2,038	-1.5%
SWITZERLAND	436	272	+60.3%	1,337	1,248	+7.1%
EFTA	993	887	+12.0%	3,424	3,364	+1.8%
UNITED KINGDOM ³	3,555	1,269	+180.1%	14,816	12,824	+15.5%
TOTAL (EU + EFTA + UK)	30,804	16,252	+89.5%	120,948	96,118	+25.8%
WESTERN EUROPE (EU14 + EFTA + UK)	24,389	14,030	+73.8%	97,230	81,836	+18.8%

SOURCE: NATIONAL AUTOMOBILE MANUFACTURERS' ASSOCIATIONS

¹ Excluding buses and coaches over 3.5t

² ANFIA estimates based on vehicle registration certificates issued by the Italian Ministry of Transport

³ Estimates



P R E S S R E L E A S E

PRESS EMBARGO FOR ALL DATA :

8.00 AM (6.00 AM GMT), 26 May 2021

PROVISIONAL

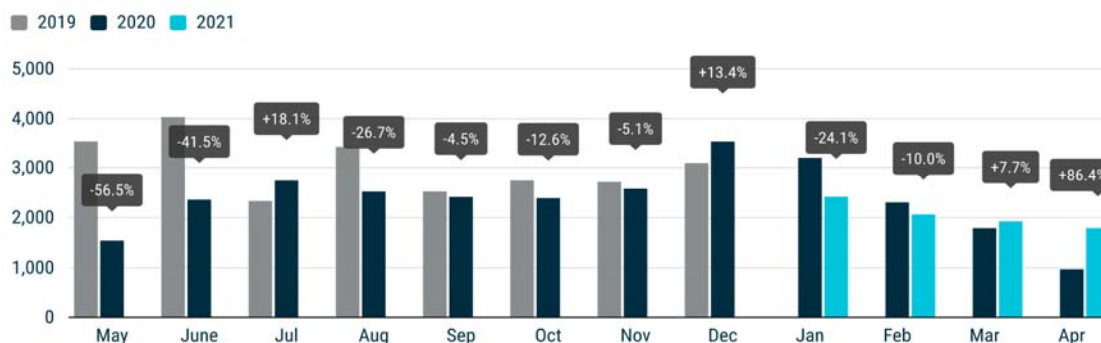
EU+EFTA+UK NEW REGISTRATION FIGURES BY COUNTRY
NEW MEDIUM AND HEAVY BUSES & COACHES (MHBC) OVER 3,5T

	April 2021	April 2020	% change 21/20	Jan-Apr 2021	Jan-Apr 2020	% change 21/20
AUSTRIA	52	2	+2,500.0%	319	226	+41.2%
BELGIUM	147	60	+145.0%	388	286	+35.7%
BULGARIA	27	16	+68.8%	31	71	-56.3%
CROATIA	14	0		44	26	+69.2%
CYPRUS	3	0		6	8	-25.0%
CZECH REPUBLIC	89	34	+161.8%	481	260	+85.0%
DENMARK	6	15	-60.0%	115	123	-6.5%
ESTONIA	47	3	+1,466.7%	90	75	+20.0%
FINLAND	11	6	+83.3%	42	67	-37.3%
FRANCE	228	112	+103.6%	1,672	1,503	+11.2%
GERMANY	410	237	+73.0%	1,683	1,845	-8.8%
GREECE	34	7	+385.7%	93	120	-22.5%
HUNGARY	8	35	-77.1%	86	257	-66.5%
IRELAND	69	4	+1,625.0%	190	61	+211.5%
ITALY ¹	190	152	+25.0%	1,161	1,286	-9.7%
LATVIA	8	3	+166.7%	35	23	+52.2%
LITHUANIA ²	8	5	+60.0%	61	78	-21.8%
LUXEMBOURG	1	3	-66.7%	73	103	-29.1%
NETHERLANDS	27	23	+17.4%	130	251	-48.2%
POLAND	77	64	+20.3%	384	456	-15.8%
PORTUGAL	82	16	+412.5%	223	212	+5.2%
ROMANIA	89	21	+323.8%	262	207	+26.6%
SLOVAKIA	0	15	-100.0%	49	80	-38.8%
SLOVENIA	1	0		40	19	+110.5%
SPAIN	114	56	+103.6%	476	648	-26.5%
SWEDEN	100	99	+1.0%	262	207	+26.6%
EUROPEAN UNION	1,842	988	+86.4%	8,396	8,498	-1.2%
EU14	1,471	792	+85.7%	6,827	6,938	-1.6%
EU12	371	196	+89.3%	1,569	1,560	+0.6%
ICELAND	1	0		6	8	-25.0%
NORWAY	38	114	-66.7%	150	281	-46.6%
SWITZERLAND	34	25	+36.0%	148	140	+5.7%
EFTA	73	139	-47.5%	304	429	-29.1%
UNITED KINGDOM ²	329	99	+232.3%	1,020	1,842	-44.6%
TOTAL (EU + EFTA + UK)	2,244	1,226	+83.0%	9,720	10,769	-9.7%
WESTERN EUROPE (EU14 + EFTA + UK)	1,873	1,030	+81.8%	8,151	9,209	-11.5%

SOURCE: NATIONAL AUTOMOBILE MANUFACTURERS' ASSOCIATIONS

¹ ANFIA estimates based on vehicle registration certificates issued by the Italian Ministry of Transport

² Estimates



PRESS RELEASE

PRESS EMBARGO FOR ALL DATA :

8.00 AM (6.00 AM GMT), 26 May 2021

PROVISIONAL

EU+EFTA+UK NEW REGISTRATION FIGURES BY COUNTRY TOTAL NEW COMMERCIAL VEHICLES

	April 2021	April 2020	% change 21/20	Jan-Apr 2021	Jan-Apr 2020	% change 21/20
AUSTRIA	5,390	2,668	+102.0%	19,204	12,426	+54.5%
BELGIUM	7,868	1,883	+317.8%	32,731	23,559	+38.9%
BULGARIA	915	336	+172.3%	3,124	2,396	+30.4%
CROATIA	767	359	+113.6%	3,287	2,537	+29.6%
CYPRUS	137	64	+114.1%	625	524	+19.3%
CZECH REPUBLIC	2,513	1,636	+53.6%	9,181	7,325	+25.3%
DENMARK	3,063	2,159	+41.9%	12,889	11,423	+12.8%
ESTONIA	520	244	+113.1%	1,988	1,532	+29.8%
FINLAND	1,401	1,263	+10.9%	6,131	5,825	+5.3%
FRANCE	44,379	8,652	+412.9%	177,272	108,838	+62.9%
GERMANY	31,132	19,455	+60.0%	120,443	104,601	+15.1%
GREECE	1,040	451	+130.6%	3,671	2,312	+58.8%
HUNGARY	2,697	1,596	+69.0%	9,649	8,321	+16.0%
IRELAND	2,712	327	+729.4%	14,949	10,504	+42.3%
ITALY	19,418	2,616	+642.3%	72,996	41,686	+75.1%
LATVIA	308	188	+63.8%	1,299	874	+48.6%
LITHUANIA	792	336	+135.7%	4,304	2,639	+63.1%
LUXEMBOURG	556	190	+192.6%	2,298	1,657	+38.7%
NETHERLANDS	7,650	4,780	+60.0%	32,000	27,764	+15.3%
POLAND	10,153	3,618	+180.6%	36,010	22,109	+62.9%
PORTUGAL	3,303	1,054	+213.4%	11,574	8,713	+32.8%
ROMANIA	2,347	862	+172.3%	7,219	5,477	+31.8%
SLOVAKIA	1,009	436	+131.4%	3,646	2,682	+35.9%
SLOVENIA	943	378	+149.5%	4,408	3,027	+45.6%
SPAIN	17,651	2,727	+547.3%	64,355	44,750	+43.8%
SWEDEN	2,619	3,069	-14.7%	17,926	10,293	+74.2%
EUROPEAN UNION	171,283	61,347	+179.2%	673,179	473,794	+42.1%
EU14	148,182	51,294	+188.9%	588,439	414,351	+42.0%
EU12	23,101	10,053	+129.8%	84,740	59,443	+42.6%
<i>ICELAND</i>	127	78	+62.8%	459	446	+2.9%
<i>NORWAY</i>	4,057	2,858	+42.0%	14,100	12,665	+11.3%
<i>SWITZERLAND</i>	3,305	2,043	+61.8%	12,115	10,095	+20.0%
EFTA	7,489	4,979	+50.4%	26,674	23,206	+14.9%
UNITED KINGDOM	34,324	4,755	+621.9%	143,632	85,960	+67.1%
TOTAL (EU + EFTA + UK)	213,096	71,081	+199.8%	843,485	582,960	+44.7%
WESTERN EUROPE (EU14 + EFTA + UK)	189,995	61,028	+211.3%	758,745	523,517	+44.9%

SOURCE: NATIONAL AUTOMOBILE MANUFACTURERS' ASSOCIATIONS

■ 2019 ■ 2020 ■ 2021

