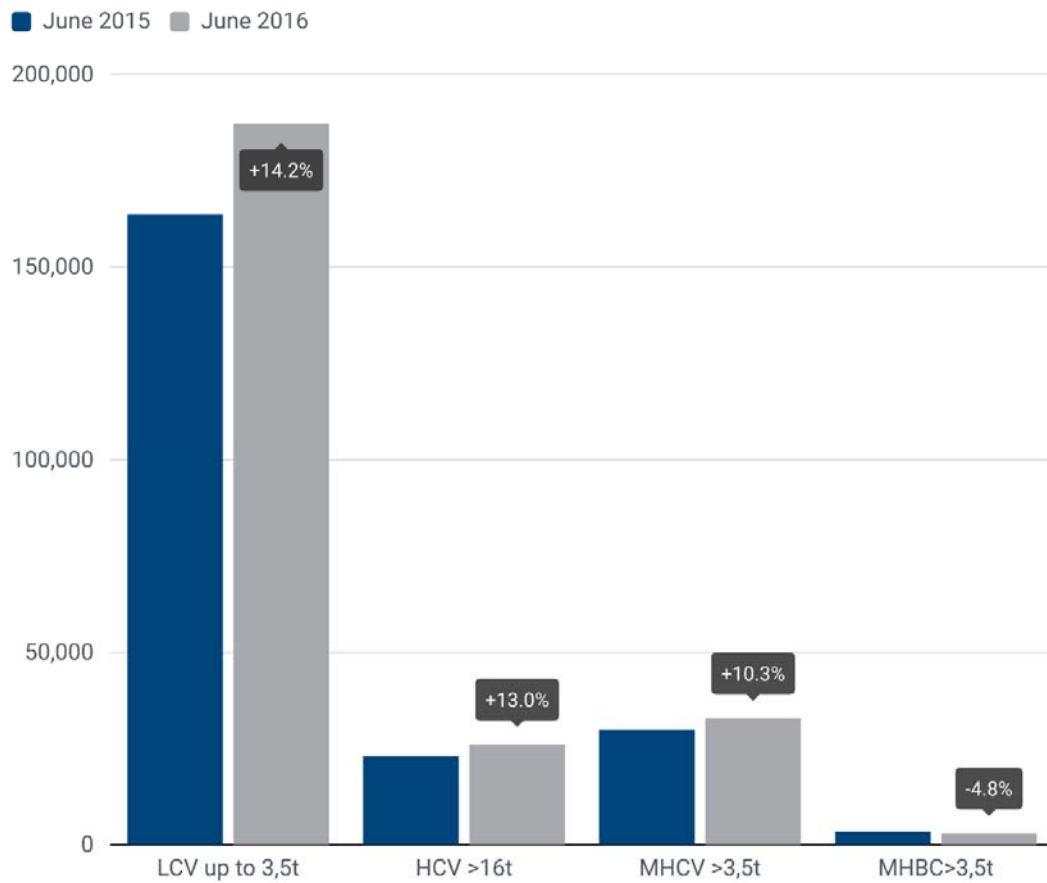


PRESS EMBARGO: 8.00 AM (6.00 AM GMT), 28 July 2016

**NEW COMMERCIAL VEHICLE REGISTRATIONS
EUROPEAN UNION¹
June 2016**



Next press release: Thursday 22 September 2016

¹ Data for Malta unavailable

Commercial vehicle registrations: +13.5% in the first half of the year; +13.3% in June

Total new commercial vehicles

In June 2016, demand for new commercial vehicles in the EU increased (+13.3%) for the 18th consecutive month, totalling 223,519 units. Growth was sustained in all major markets, with Italy (+29.9%), Spain (+14.5%), Germany (+11.3%), France (+11.1%) and the UK (+2.8%) posting growth.

In the first semester of 2016, the EU market expanded (+13.5%), totalling 1,170,263 commercial vehicles. During the same period, Italy (+30.8%), Spain (+14.0%), France (+12.7%), Germany (+10.4%) and the UK (+3.6%) all posted growth.

New light commercial vehicles (LCV) up to 3.5 tonnes²

In June 2016, new registrations of light commercial vehicles totalled 187,158 units, up (+14.2%) compared to June 2015. This marked the 34th consecutive month of growth in this segment. Italy (+27.6%), Spain (+17.3%), Germany (+12.9%) and France (+11.3%) all contributed positively to the upturn with double-digit percentage gains. The UK market also grew (+2.7%) last month, although at a more modest rate.

From January to June 2016, 968,791 new vans were registered in the EU (+13.2%). Italy (+31.3%), Spain (+13.8%), France (+12.4%), Germany (+10.9%) and the UK (+3.0%) saw their demand for vans increase over this period.

New heavy commercial vehicles (HCV) over 16 tonnes³

June 2016 results show an increase in new heavy truck registrations (+13.0%), totalling 26,122 units. Italy (+62.7%) largely contributed to this positive outcome, followed by France (+17.9%), Germany (+9.8%) and the UK (+1.1%). The Spanish market showed a decline (-15.7%), which can be explained by the fact that the PIMA Transport Plan boosted registrations by more than 100% in June 2015.

Six months into the year, the EU market grew (+17.6%), reaching 147,012 units. Italy (+36.9%), France (+18.0%), Spain (+11.8%), Germany (+9.7%) and the UK (+8.4%) saw their demand for heavy trucks increase, contributing to the overall upturn of the EU market over the period.

New medium and heavy commercial vehicles (MHCV) over 3.5 tonnes⁴

In June 2016, 33,031 new trucks were registered in the EU, up (+10.3%) compared to June 2015. Among major markets results for trucks were diverse. Both Italy (+53.9%) and France (+15.7%) made a significant contribution to the overall upturn, while Spain (-6.6%) performed less well than last year.

From January to June 2016, all major markets posted growth, with Italy (+34.2%), France (+17.0%), Spain (+16.0%) and the UK (+10.1%) showing double-digit increases. Overall, 182,706 new trucks (+16.5%) were registered in the EU.

New medium and heavy buses & coaches (MHBC) over 3.5 tonnes

In June 2016, new bus and coach registrations decreased (-4.8%) compared to June 2015, totalling 3,330 units. Spain (+34.2%), Germany (+29.4%) and the UK (+12.3%) positively contributed to the overall expansion, while France (-30.2%) performed less well than in June 2015.

In the first semester of 2016, the EU market increased (+2.7%), totalling 18,766 new buses and coaches. Demand was primarily driven by Germany (+15.6%) and Spain (+9.2%), while Italy (-7.1%) and the UK (-3.5%) posted declines over this period.

² Including light buses and coaches

³ Excluding heavy buses and coaches

⁴ Excluding buses and coaches

P R E S S R E L E A S E

PRESS EMBARGO FOR ALL DATA :

8.00 AM (6.00 AM GMT), 28 July 2016

PROVISIONAL

EU+EFTA¹ COUNTRIES NEW REGISTRATION FIGURES BY MARKET NEW LIGHT COMMERCIAL VEHICLES up to 3.5t²

28/07/16

	June '16	June '15	% Change	Jan-Jun '16	Jan-Jun '15	% Change
AUSTRIA	3,718	3,027	22.8%	18,566	16,083	15.4%
BELGIUM	7,211	5,879	22.7%	37,838	34,411	10.0%
BULGARIA	453	511	-11.4%	2,300	2,258	1.9%
CROATIA	831	601	38.3%	4,067	3,373	20.6%
CYPRUS	273	136	100.7%	933	618	51.0%
CZECH REPUBLIC	1,881	1,389	35.4%	9,356	8,079	15.8%
DENMARK	3,810	3,219	18.4%	19,113	16,114	18.6%
ESTONIA	315	263	19.8%	2,044	1,833	11.5%
FINLAND	1,195	997	19.9%	6,684	5,831	14.6%
FRANCE	45,325	40,712	11.3%	215,135	191,452	12.4%
GERMANY	25,685	22,753	12.9%	126,260	113,813	10.9%
GREECE	656	378	73.5%	2,870	3,275	-12.4%
HUNGARY	1,859	1,458	27.5%	10,121	8,179	23.7%
IRELAND	863	799	8.0%	18,406	14,657	25.6%
ITALY	14,400	11,289	27.6%	83,297	63,458	31.3%
LATVIA	154	222	-30.6%	1,021	1,202	-15.1%
LITHUANIA	283	214	32.2%	1,485	1,122	32.4%
LUXEMBOURG	465	368	26.4%	2,317	1,864	24.3%
NETHERLANDS	7,481	5,901	26.8%	40,457	32,199	25.6%
POLAND	5,602	4,164	34.5%	29,811	24,291	22.7%
PORTUGAL	3,253	2,803	16.1%	16,613	14,293	16.2%
ROMANIA	1,002	910	10.1%	6,528	4,908	33.0%
SLOVAKIA	708	568	24.6%	3,838	3,212	19.5%
SLOVENIA	823	682	20.7%	4,953	3,586	38.1%
SPAIN	17,523	14,938	17.3%	87,331	76,723	13.8%
SWEDEN	4,689	4,008	17.0%	25,481	22,359	14.0%
UNITED KINGDOM	36,700	35,742	2.7%	191,966	186,404	3.0%
EUROPEAN UNION	187,158	163,931	14.2%	968,791	855,597	13.2%
EU15 ³	172,974	152,813	13.2%	892,334	792,936	12.5%
EU12 ⁴	14,184	11,118	27.6%	76,457	62,661	22.0%
ICELAND	139	138	0.7%	1,010	701	44.1%
NORWAY	2,911	2,599	12.0%	15,780	15,776	0.0%
SWITZERLAND	2,890	3,111	-7.1%	15,712	16,009	-1.9%
EFTA	5,940	5,848	1.6%	32,502	32,486	0.0%
EU+EFTA	193,098	169,779	13.7%	1,001,293	888,083	12.7%
WESTERN EUROPE (EU15+EFTA)	178,914	158,661	12.8%	924,836	825,422	12.0%

SOURCE: NATIONAL AUTOMOBILE MANUFACTURERS' ASSOCIATIONS

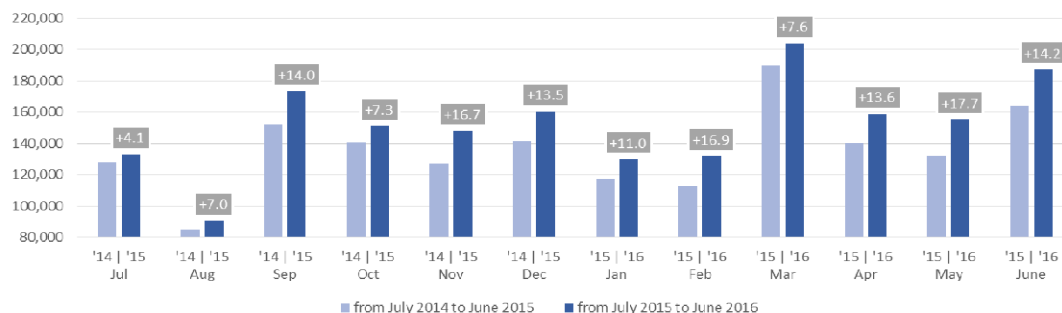
¹ Data for Malta unavailable

² Including Light Buses & Coaches

³ Member States before the 2004 enlargement

⁴ Member States having joined the EU since 2004 (data for Malta unavailable)

New light commercial vehicle registrations in the EU - 12 month trend



This information is available on the ACEA website: <http://www.acea.be>
Next press release on Commercial Vehicles to be issued on Thursday 22 September 2016

P R E S S R E L E A S E

PRESS EMBARGO FOR ALL DATA :

8.00 AM (6.00 AM GMT), 28 July 2016

PROVISIONAL

EU+EFTA¹ COUNTRIES NEW REGISTRATION FIGURES BY MARKET NEW HEAVY COMMERCIAL VEHICLES of 16t and over²

28/07/16

	June '16	June '15	% Change	Jan-Jun '16	Jan-Jun '15	% Change
AUSTRIA	677	604	12.1%	4,010	3,640	10.2%
BELGIUM	690	722	-4.4%	4,383	3,676	19.2%
BULGARIA	n/a	n/a	n/a	n/a	n/a	n/a
CROATIA	107	87	23.0%	617	436	41.5%
CYPRUS	3	3	0.0%	17	14	21.4%
CZECH REPUBLIC ³	835	700	19.3%	4,789	4,148	15.5%
DENMARK	403	391	3.1%	2,277	2,162	5.3%
ESTONIA	71	51	39.2%	479	373	28.4%
FINLAND	211	223	-5.4%	1,317	1,066	23.5%
FRANCE	4,351	3,690	17.9%	21,611	18,308	18.0%
GERMANY	6,236	5,681	9.8%	34,111	31,097	9.7%
GREECE	19	11	72.7%	133	101	31.7%
HUNGARY	461	369	24.9%	2,398	2,360	1.6%
IRELAND ⁴	118	72	63.9%	1,356	879	54.3%
ITALY ⁵	1,611	990	62.7%	8,062	5,888	36.9%
LATVIA	130	113	15.0%	711	657	8.2%
LITHUANIA ⁴	320	283	13.1%	3,125	1,592	96.3%
LUXEMBOURG ⁴	104	103	1.0%	641	521	23.0%
NETHERLANDS	1,115	1,026	8.7%	8,067	6,811	18.4%
POLAND	2,010	1,530	31.4%	10,697	7,922	35.0%
PORTUGAL	423	315	34.3%	1,918	1,455	31.8%
ROMANIA	716	482	48.5%	3,880	2,584	50.2%
SLOVAKIA	379	439	-13.7%	2,171	2,163	0.4%
SLOVENIA ⁴	154	133	15.8%	1,118	853	31.1%
SPAIN	1,479	1,755	-15.7%	9,316	8,332	11.8%
SWEDEN	510	396	28.8%	2,867	2,345	22.3%
UNITED KINGDOM ⁴	2,989	2,957	1.1%	16,941	15,632	8.4%
EUROPEAN UNION	26,122	23,126	13.0%	147,012	125,015	17.6%
EU15	20,936	18,936	10.6%	117,010	101,913	14.8%
EU12	5,186	4,190	23.8%	30,002	23,102	29.9%
ICELAND	12	10	20.0%	86	51	68.6%
NORWAY ⁴	506	403	25.6%	2,321	2,058	12.8%
SWITZERLAND ³	290	308	-5.8%	1,698	1,625	4.5%
EFTA	808	721	12.1%	4,105	3,734	9.9%
EU+EFTA	26,930	23,847	12.9%	151,117	128,749	17.4%
WESTERN EUROPE (EU15+EFTA)	21,744	19,657	10.6%	121,115	105,647	14.6%

SOURCE: NATIONAL AUTOMOBILE MANUFACTURERS' ASSOCIATIONS

¹ Data for Malta unavailable

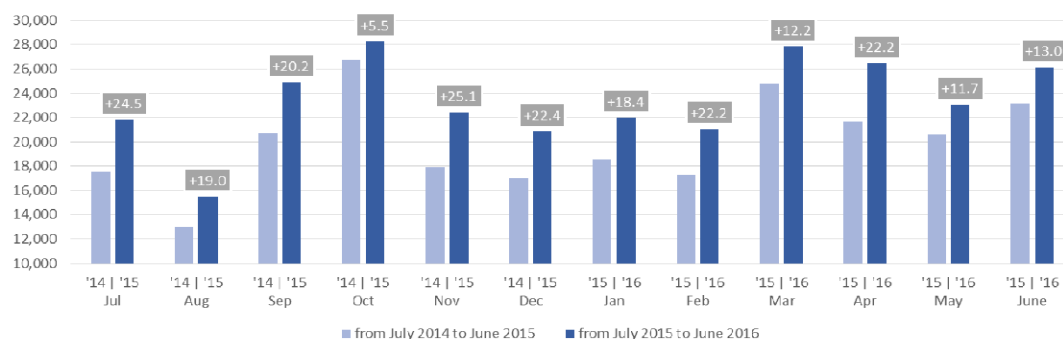
⁴ AAA estimates

² Excluding Heavy Buses & Coaches

⁵ ANFIA estimates based on vehicle registration certificates issued by the Italian Ministry of Transport

³ Heavy Commercial Vehicles of 18t and over

New heavy commercial vehicle registrations in the EU - 12 month trend



This information is available on the ACEA website: <http://www.acea.be>

P R E S S R E L E A S E

PRESS EMBARGO FOR ALL DATA :

8.00 AM (6.00 AM GMT), 28 July 2016

PROVISIONAL

EU+EFTA¹ COUNTRIES NEW REGISTRATION FIGURES BY MARKET
NEW MEDIUM & HEAVY COMMERCIAL VEHICLES over 3.5t²

28/07/16

	June '16	June '15	% Change	Jan-Jun '16	Jan-Jun '15	% Change
AUSTRIA	728	662	10.0%	4,270	3,920	8.9%
BELGIUM	827	897	-7.8%	5,219	4,534	15.1%
BULGARIA	n/a	n/a	n/a	n/a	n/a	n/a
CROATIA	156	130	20.0%	771	599	28.7%
CYPRUS	4	3	33.3%	22	25	-12.0%
CZECH REPUBLIC	1,030	883	16.6%	5,798	5,008	15.8%
DENMARK	457	433	5.5%	2,570	2,383	7.8%
ESTONIA	74	62	19.4%	499	408	22.3%
FINLAND	280	276	1.4%	1,680	1,361	23.4%
FRANCE	5,116	4,423	15.7%	25,249	21,581	17.0%
GERMANY	8,909	8,414	5.9%	47,603	43,784	8.7%
GREECE	31	17	82.4%	205	164	25.0%
HUNGARY	498	417	19.4%	2,631	2,564	2.6%
IRELAND	83	132	-37.1%	1,523	1,078	41.3%
ITALY ³	2,010	1,306	53.9%	10,162	7,573	34.2%
LATVIA	133	122	9.0%	737	701	5.1%
LITHUANIA ⁴	325	300	8.3%	3,176	1,632	94.6%
LUXEMBOURG	98	109	-10.1%	664	547	21.4%
NETHERLANDS	1,255	1,156	8.6%	8,934	7,553	18.3%
POLAND	2,509	2,014	24.6%	13,250	10,191	30.0%
PORTUGAL	461	370	24.6%	2,258	1,744	29.5%
ROMANIA	739	502	47.2%	4,065	2,704	50.3%
SLOVAKIA	412	473	-12.9%	2,434	2,312	5.3%
SLOVENIA ⁴	171	147	16.3%	1,201	939	27.9%
SPAIN	1,961	2,099	-6.6%	11,509	9,918	16.0%
SWEDEN	554	448	23.7%	3,155	2,651	19.0%
UNITED KINGDOM ⁴	4,210	4,138	1.7%	23,121	21,001	10.1%
EUROPEAN UNION	33,031	29,933	10.3%	182,706	156,875	16.5%
EU15	26,980	24,880	8.4%	148,122	129,792	14.1%
EU12	6,051	5,053	19.8%	34,584	27,083	27.7%
ICELAND	16	16	0.0%	146	97	50.5%
NORWAY	642	576	11.5%	3,087	2,770	11.4%
SWITZERLAND	403	384	4.9%	2,153	2,009	7.2%
EFTA	1,061	976	8.7%	5,386	4,876	10.5%
EU+EFTA	34,092	30,909	10.3%	188,092	161,751	16.3%
WESTERN EUROPE (EU15+EFTA)	28,041	25,856	8.5%	153,508	134,668	14.0%

SOURCE: NATIONAL AUTOMOBILE MANUFACTURERS' ASSOCIATIONS

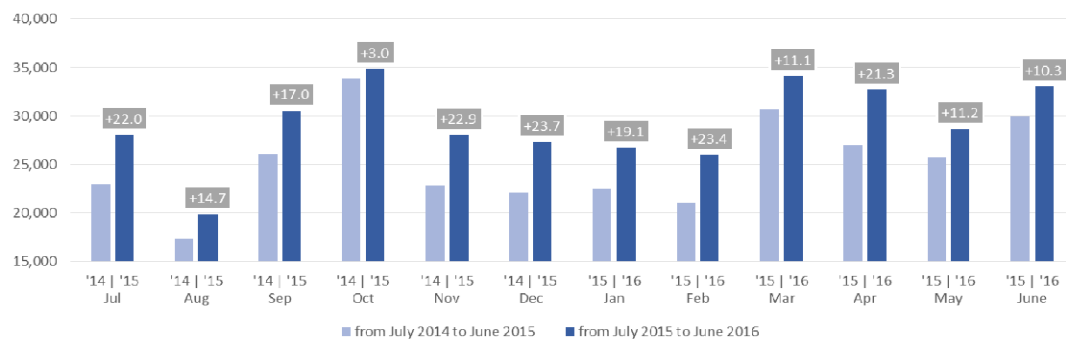
¹ Data for Malta unavailable

³ ANFIA estimates based on vehicle registration certificates issued by the Italian Ministry of Transport

² Excluding total Buses & Coaches over 3.5t

⁴ AAA estimates

New medium and heavy commercial vehicle registrations in the EU - 12 month trend



P R E S S R E L E A S E

PRESS EMBARGO FOR ALL DATA :

8.00 AM (6.00 AM GMT), 28 July 2016

PROVISIONAL

EU+EFTA¹ COUNTRIES NEW REGISTRATION FIGURES BY MARKET NEW MEDIUM & HEAVY BUSES & COACHES over 3.5t

28/07/16

	June '16	June '15	% Change	Jan-Jun '16	Jan-Jun '15	% Change
AUSTRIA	89	79	12.7%	646	485	33.2%
BELGIUM	73	112	-34.8%	450	601	-25.1%
BULGARIA	n/a	n/a	n/a	n/a	n/a	n/a
CROATIA	14	8	75.0%	122	77	58.4%
CYPRUS	n/a	n/a	n/a	n/a	n/a	n/a
CZECH REPUBLIC	82	80	2.5%	462	539	-14.3%
DENMARK	91	36	152.8%	260	157	65.6%
ESTONIA	18	16	12.5%	133	135	-1.5%
FINLAND	56	32	75.0%	183	184	-0.5%
FRANCE	487	698	-30.2%	3,018	2,970	1.6%
GERMANY	585	452	29.4%	3,131	2,709	15.6%
GREECE	40	18	122.2%	119	80	48.8%
HUNGARY	32	40	-20.0%	223	205	8.8%
IRELAND	28	25	12.0%	266	182	46.2%
ITALY ²	180	178	1.1%	1,268	1,365	-7.1%
LATVIA	11	9	22.2%	54	145	-62.8%
LITHUANIA ³	11	27	-59.3%	90	105	-14.3%
LUXEMBOURG	18	6	200.0%	119	150	-20.7%
NETHERLANDS	18	84	-78.6%	263	263	0.0%
POLAND	158	200	-21.0%	942	913	3.2%
PORTUGAL	14	21	-33.3%	254	178	42.7%
ROMANIA	82	350	-76.6%	570	710	-19.7%
SLOVAKIA	49	30	63.3%	210	169	24.3%
SLOVENIA ³	10	9	11.1%	123	75	64.0%
SPAIN	216	161	34.2%	1,442	1,321	9.2%
SWEDEN	156	105	48.6%	522	519	0.6%
UNITED KINGDOM ³	812	723	12.3%	3,896	4,038	-3.5%
EUROPEAN UNION	3,330	3,499	-4.8%	18,766	18,275	2.7%
EU15	2,863	2,730	4.9%	15,837	15,202	4.2%
EU12	467	769	-39.3%	2,929	3,073	-4.7%
ICELAND	5	12	-58.3%	94	65	44.6%
NORWAY	600	208	188.5%	928	504	84.1%
SWITZERLAND	50	53	-5.7%	252	278	-9.4%
EFTA	655	273	139.9%	1,274	847	50.4%
EU+EFTA	3,985	3,772	5.6%	20,040	19,122	4.8%
WESTERN EUROPE (EU15+EFTA)	3,518	3,003	17.1%	17,111	16,049	6.6%

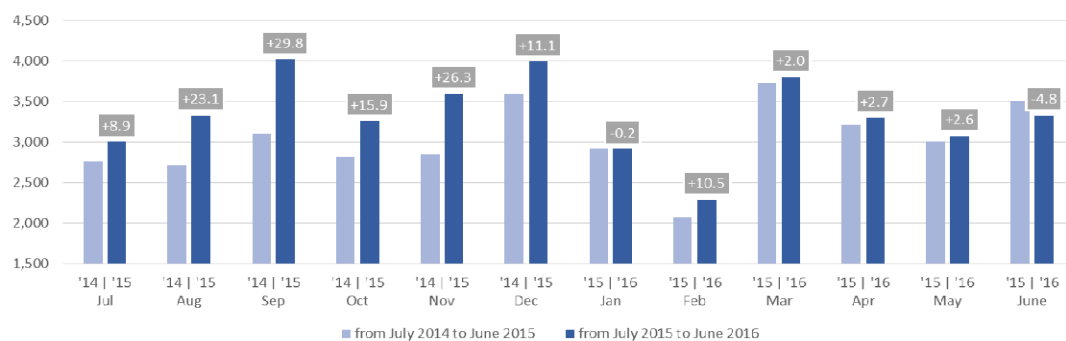
SOURCE: NATIONAL AUTOMOBILE MANUFACTURERS' ASSOCIATIONS

¹ Data for Malta unavailable

² ANFIA estimates based on vehicle registration certificates issued by the Italian Ministry of Transport

³ AAA estimates

New medium and heavy buses & coaches registrations in the EU - 12 month trend



PRESS EMBARGO FOR ALL DATA :

8.00 AM (6.00 AM GMT), 28 July 2016

PROVISIONAL
EU+EFTA¹ COUNTRIES NEW REGISTRATION FIGURES BY MARKET
TOTAL NEW COMMERCIAL VEHICLES²

28/07/16

	June '16	June '15	% Change	Jan-Jun '16	Jan-Jun '15	% Change
AUSTRIA	4,535	3,768	20.4%	23,482	20,488	14.6%
BELGIUM	8,111	6,888	17.8%	43,507	39,546	10.0%
BULGARIA ³	453	511	-11.4%	2,300	2,258	1.9%
CROATIA	1,001	739	35.5%	4,960	4,049	22.5%
CYPRUS ⁴	277	139	99.3%	955	643	48.5%
CZECH REPUBLIC	2,993	2,352	27.3%	15,616	13,626	14.6%
DENMARK	4,358	3,688	18.2%	21,943	18,654	17.6%
ESTONIA	407	341	19.4%	2,676	2,376	12.6%
FINLAND	1,531	1,305	17.3%	8,547	7,376	15.9%
FRANCE	50,928	45,833	11.1%	243,402	216,003	12.7%
GERMANY	35,179	31,619	11.3%	176,994	160,306	10.4%
GREECE	727	413	76.0%	3,194	3,519	-9.2%
HUNGARY	2,389	1,915	24.8%	12,975	10,948	18.5%
IRELAND	974	956	1.9%	20,195	15,917	26.9%
ITALY ⁵	16,590	12,773	29.9%	94,727	72,396	30.8%
LATVIA	298	353	-15.6%	1,812	2,048	-11.5%
LITHUANIA	619	541	14.4%	4,751	2,859	66.2%
LUXEMBOURG	581	483	20.3%	3,100	2,561	21.0%
NETHERLANDS	8,754	7,141	22.6%	49,654	40,015	24.1%
POLAND	8,269	6,378	29.6%	44,003	35,395	24.3%
PORTUGAL	3,728	3,194	16.7%	19,125	16,215	17.9%
ROMANIA	1,823	1,762	3.5%	11,163	8,322	34.1%
SLOVAKIA	1,169	1,071	9.2%	6,482	5,693	13.9%
SLOVENIA	1,004	838	19.8%	6,277	4,600	36.5%
SPAIN	19,700	17,198	14.5%	100,282	87,962	14.0%
SWEDEN	5,399	4,561	18.4%	29,158	25,529	14.2%
UNITED KINGDOM	41,722	40,603	2.8%	218,983	211,443	3.6%
EUROPEAN UNION	223,519	197,363	13.3%	1,170,263	1,030,747	13.5%
EU15	202,817	180,423	12.4%	1,056,293	937,930	12.6%
EU12	20,702	16,940	22.2%	113,970	92,817	22.8%
ICELAND	160	166	-3.6%	1,250	863	44.8%
NORWAY	4,153	3,383	22.8%	19,795	19,050	3.9%
SWITZERLAND	3,343	3,548	-5.8%	18,117	18,296	-1.0%
EFTA	7,656	7,097	7.9%	39,162	38,209	2.5%
EU+EFTA	231,175	204,460	13.1%	1,209,425	1,068,956	13.1%
WESTERN EUROPE (EU15+EFTA)	210,473	187,520	12.2%	1,095,455	976,139	12.2%

SOURCE: NATIONAL AUTOMOBILE MANUFACTURERS' ASSOCIATIONS

¹ Data for Malta unavailable

⁴ Data for Buses & Coaches unavailable

² Total Light, Medium & Heavy Commercial Vehicles and Buses & Coaches

⁵ ANFIA estimates based on vehicle registration certificates issued by the Italian Ministry of Transport

³ Data for Medium & Heavy Commercial Vehicles and Buses & Coaches unavailable

Total new commercial vehicle registrations in the EU - 12 month trend

